




Edition 256, April 2015 | [Self-Sealing Fasteners](#) | [Sealing Boots Division](#)



[Request Boot Samples](#)



[Request Fasteners](#)



[Watch All Videos](#)



DID YOU KNOW?

WE GOT YOUR HEAVY MACHINERY COVERED WITH APM HEXSEAL

APM Hexseal is a friend to the mining industry.



From moving rock and ore, to crushing material, to lifting miners in and out of the mines, one speck of dirt inside the mechanism could shut a multi million-dollar operation down in an instant, not to mention, injury incurred to the miners. That's why the mining industry trusts APM Hexseal sealing boots.

Tough, pliable Hexseal® and E-Seel® silicone rubber



[Download Literature](#)



Toll Free:
800-498-9034

Email:
info@apmhexseal.com



boots protect the switch and seal the mounting hole from wash downs, salt water, lubricants, cleaning solvents, dust, dirt, grease and other harsh environmental elements encountered during mining operations. Available in clear, standard grey or black, or custom matched to panel colors for commercial, industrial, and military applications.



See our sealing boot [spec sheets](#).

Mining image: freedigitalphotos.net worradmu

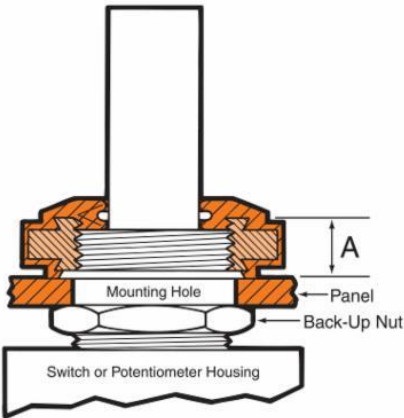
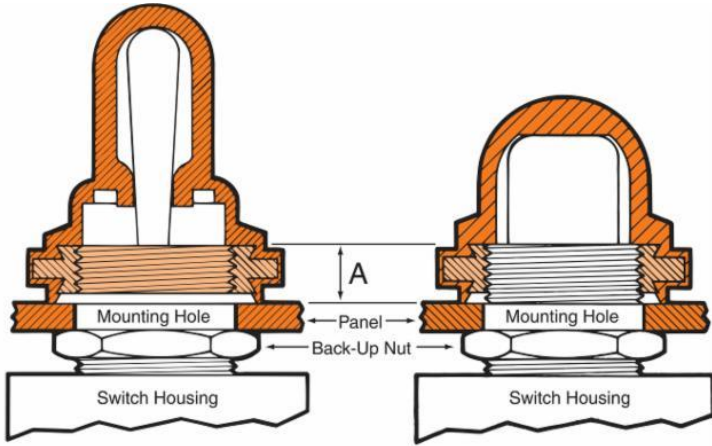
ASK APM

"WHAT'S THE PROPER INSTALLATION FOR APM BOOTS?"

For proper installation of these boots, follow these steps. It is important that the number of threads on the switch/potentiometer bushing exposed above the front panel surface be within the recommendation (see chart below). Failure to respect these maximums may result in boot damage (such as tearing).

- STEP 1. Remove front mounting nut from switch bushing.
- STEP 2. Put threaded bushing through panel.
- STEP 3. Adjust back-up nut to allow the specified number of threads to protrude past front of panel (see Dimension "A" below).
- STEP 4. If needed, install appropriate bushing adapter.
- STEP 5. Install switch boot in place of front mounting nut.

RoHS
Compliant
DFARS 252.225-7014
Compliant Hardware Available



Recommended installation tools:

- Six point hex socket wrench
- Spintite
- Adjustable wrench (without serrated jaws)

Watch [the video](#) to learn more.

Look for next week's newsletter to learn more about APM Hexseal's sealing solutions!

[Download Catalogs](#)

APM Hexseal Corporation newsletter@apmhexseal.com | <http://www.apmhexseal.com>

Copyright © 2015. All Rights Reserved.